

How to schedule a remote(zoom) appointment with my Program Advisor Using Navigate

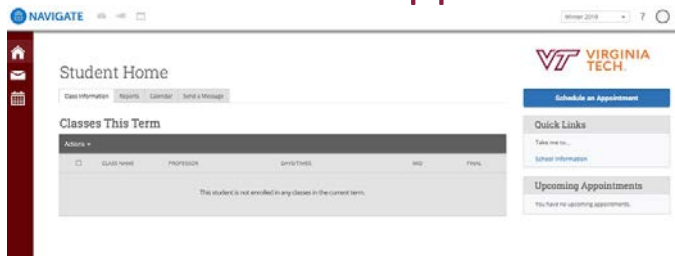
How to schedule an appointment with my Program Advisor Advising by appointments only. NO WALK-INS

Signing up through Navigate

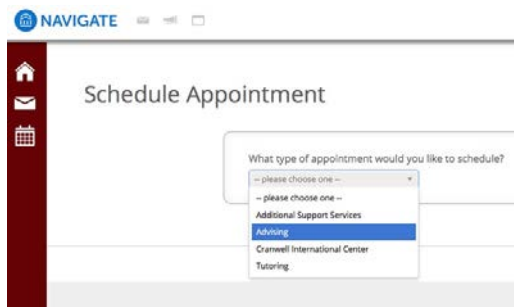
Go to <https://registrar.vt.edu/campus.html>

Click on “Launch Navigate Platform” and sign in with your PID/password

Click on “schedule an appointment” on the far right



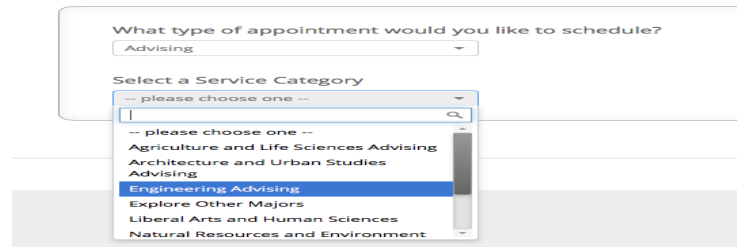
Select “Advising” from the drop down box on the next page



COLLEGE OF ENGINEERING
BRADLEY DEPARTMENT OF ELECTRICAL
AND COMPUTER ENGINEERING
VIRGINIA TECH.

How to schedule a remote(zoom) appointment with my Blacksburg Program Advisor

- Next choose “Engineering Advising”



What type of appointment would you like to schedule?
Advising

Select a Service Category

-- please choose one --

-- please choose one --

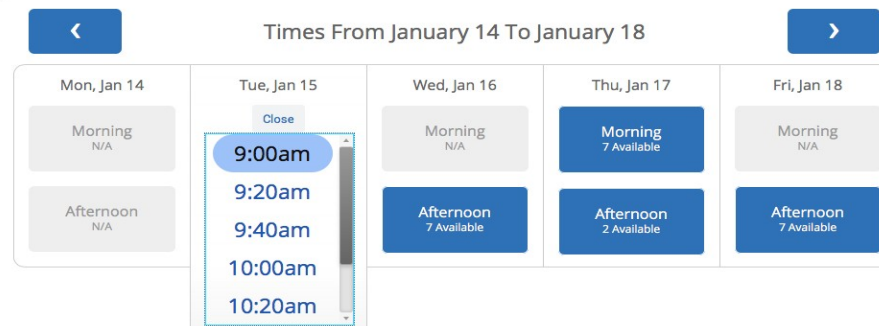
- Agriculture and Life Sciences Advising
- Architecture and Urban Studies Advising
- Engineering Advising**
- Explore Other Majors
- Liberal Arts and Human Sciences
- Natural Resources and Environment

- Next select service:
 - ECE (MS and PhD Students Only)
- Select “Next”



How to schedule a remote(zoom) appointment with my Blacksburg Program Advisor

- Choose “302 Whittemore Hall” as the location
- Select an available date/time from the calendar



- Review the details, provide a comment with the general purpose of the meeting, and click “Confirm Appointment” to finalize

